

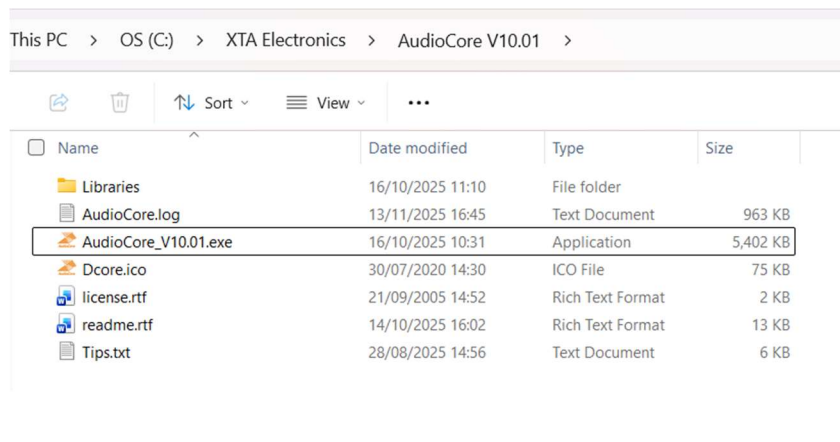


How to Add Audiocore Amped Edition V10 to Windows Firewall Exceptions

This guide provides simple, step-by-step instructions to ensure your **Audiocore Amped Edition V10** software can communicate over your network. This is often needed to allow the software to **find and communicate** with connected audio units.


Important Pre-Check

- You may need to know your computer's administrator password to perform these steps.
- You must locate the main program file for Audiocore:
 - **Program File:** Audiocore Amped Edition V10.exe
 - **Standard Location:**
\$C:\ProgramFiles(x86)\XTAElectronics\Audiocore\Audiocore V10



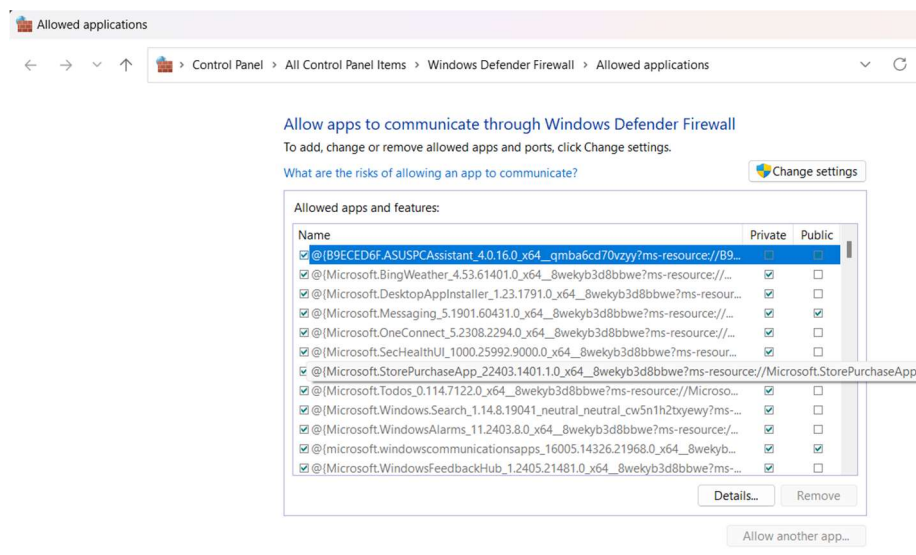
Step 1: Open Windows Firewall Settings

1. Click the **Windows Search icon** (magnifying glass) or the Start Menu.
2. Type: allow an app through Windows Firewall
3. Click on the search result that reads: **"Allow an app through Windows Firewall"**.



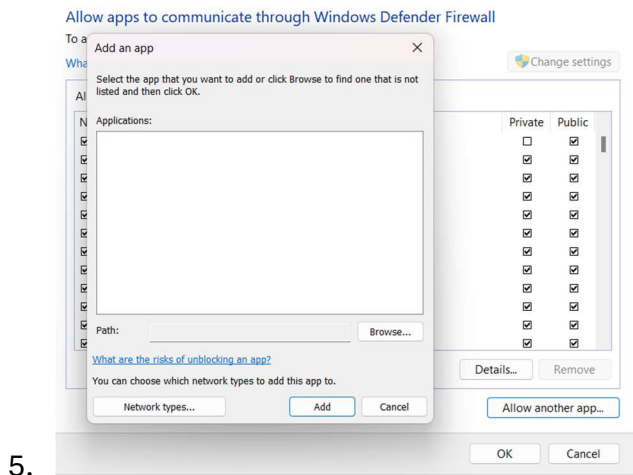
Step 2: Prepare to Add the Application

1. In the main list window, click the **Change settings** button. (This allows you to make modifications.)
2. Now, look towards the bottom-right and click the **Allow another app...** button.



Step 3: Select the Audiocore Program File

1. In the small "Add an App" window that appears, click the **Browse...** button.
2. Use the window to navigate to the location where Audiocore is installed (likely the Standard Location listed above).
3. Select the program file: **Audiocore Amped Edition V10.exe**
4. Click **Open**.



Step 4: Grant Network Permissions

1. The application will now appear in the list. Click **Add** to place it on the main firewall exception list.
2. Verify the following: In the main list, find **Audiocore Amped Edition V10** and make sure the boxes under the **Private** and **Public** columns are both **checked (ticked)**.

💡 **Why both?** Ticking both boxes ensures the software works correctly whether you are on a home network (Private) or a temporary/different network (Public).

3. Click **OK** to save your changes and close the window.

Step 5: Test the Software

1. Run the **Audiocore Amped Edition V10** application.
2. The software should now be able to communicate using your network interfaces, allowing it to **discover, build from, and get settings** from your connected units.